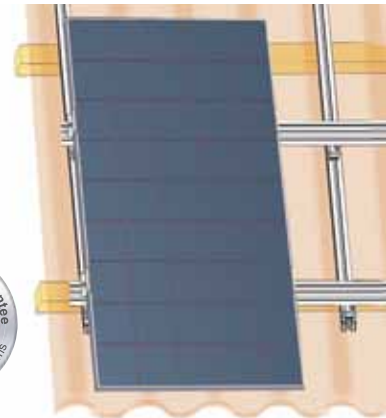


GridNorm

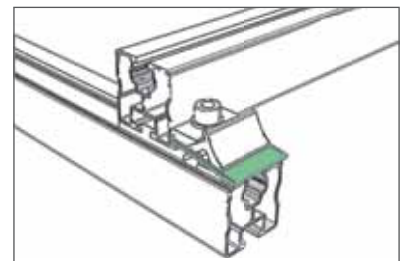
The standard cross rail system

- Can be combined with all Schletter system components
- Is made up of affordable standard rails
- Flexible mounting



Description

For all normal application cases, we still recommend the Schletter standard system that allows an unapproachably simple, flexible and quick mounting of cross rails directly onto the substructure. The GridNorm cross rail system is the perfect solution if there are only unfavourable fastening points on a specific substructure and the position of the horizontal beams has to be better aligned to the substructure. With GridNorm, we give you the opportunity to install cross rail systems made up of normal rail systems (Solo, Profi). Thus, you can install cross rail system made up of standard rails without having to keep any extra components in stock. Normal systems can also simply be turned into cross rail systems.



Application examples

- Eternit or trapezoidal sheet metal roofs with only horizontal battens
- Horizontal mounting on pantile roofs in case of unfavourable row partitions


Application information

As a **lower profile**, usually a standard profile without cable duct is used (for example "Solo"). Due to the two screw ducts, it can be combined with all current substructure components of the Schletter series and also with different roof hook designs.


As a **cross beam profile**, profiles with (for example "Profi") or without cable duct (for example "Solo") can be used.

The **cross rail connector KlickTop** is a new and price-efficient component that gives you the opportunity to install an extremely stable system that can be mounted conveniently from above.

You must never use cross rail systems to reduce the number of roof hooks or fastening spots. The number of roof hooks that is required per square meter of module surface area solely depends on the load-bearing capacity of the roof hooks and not on the rail system!



① Hook in the cross connector into the lower profile




② Quick and convenient screwing from above

Wide spans

With the GridNorm system, mounting beams of the DN series can be used as a lower layer, (for example DN1-profile at the bottom, from the ridge to the eaves on FixT connectors, and Profi05 as cross beams) – for calculation reasons, the dimensioning using the auto-calculator for this special case is carried out in the system category CompactVario (choose cross connectors instead of support attachments).

Please also pay regard to the auto-calculator “Readme” document in the download area at www.schletter.eu

Mounting options



Technical data

Material	Profile rails made of aluminum Connectors made of VA sheet metal 1.4301
Structural analysis	Structural analysis in accordance with current national standards (in Germany DIN1055 and EC1). Structural appendices pertaining to the number of required fastening points are generated based on the structural calculation. For this purpose, we put our charts and dimensioning programs at your disposal. By all means, pay regard to the information on structural safety!
Calculation and ordering	Automatic system compilation using the auto-calculator software, system GridNorm, respectively CompactVario system with bigger purlin distances and DN beams as a lower rail.

System prices can be obtained quickly and easily with our auto-calculator!