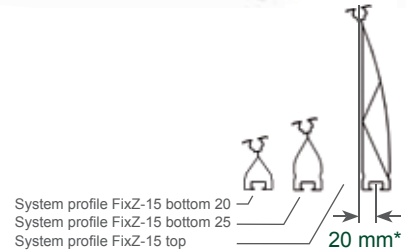


FixZ-15

Further development of the well-proven FixZ-7 system with an even steeper elevation angle

- Quick and easy mounting
- Better rear airing
- Better self-cleaning
- Higher yields
- Optimum load transmission into the roof cladding



On trapezoidal sheet metal roofs with inclinations of less than 10 degrees, a mounting of the modules parallel to the roof is not recommendable, because this would result in low yields and insufficient self-cleaning of the modules. However, in many cases, a normal elevation with supporting stands is not economic or structurally not possible due to the higher loads that have to be reckoned with. Quite often, only low elevation angles are desired respectively feasible. Schletter **FixZ-15** provides a simple and inexpensive additional elevation for these problem cases.

FixZ-15 allows an even steeper module angle of 11 to 15 degrees which makes this system even more efficient than the well-proven FixZ-7. The mounting of the **FixZ-15** system does not require any more work effort than the installation of a fastening system parallel to the roof.

Due to the minimum wind impact surface and an optimized geometry, there will only be slightly bigger loads impacting the roof. In case of sandwich elements, please consult the manufacturer respectively Schletter before installing the system. In this case, an extra check of the load-bearing capacity of the roof may be required.

Mounting information

Please consider that the system is designed for module heights from about 1.3 m up to 1.7 m and setting angles from 11 – 15 degrees. For technical reasons, **FixZ-15** is only suitable for framed modules in vertical mounting. Besides the upper (high) profile, there are two lower profiles available. Which one is to be used depends on the specifications by the module producer.

- System profile FixZ-15 bottom 20, for an engagement length of 20%
- System profile FixZ-15 bottom 25, for an engagement length of 21-25%

Please also consider the distances to the roof edges that have to be maintained on flat roofs (inclination < 5°) of 1.5 m to the sides and 1.2 m to the northern and the southern roof edge. With pitched roofs, these distances can be calculated on the basis of the DIN1055 standard.

FixZ-15 must not be used in combination with SingleFix-V! In this case, Fix2000 is the ideal fastening solution.

Please also pay regard to our general information on roof mounting!

➔ Mounting and project planning



1 Mounting of the fasteners

The clamping points of the modules and the shade distance to the module rows have to be maintained! *Please keep in mind that the top screw duct and the bottom screw duct have a distance of 20 mm to each other!



2 Mounting of the FixZ-15 cross beam profiles

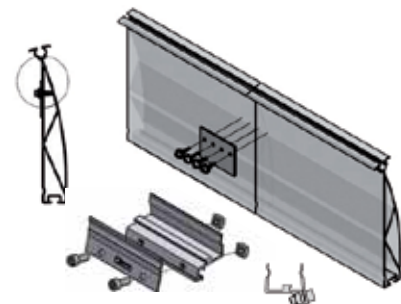
Connection of the profile joint (picture below)

Top: The connector plate is mounted with self-tapping screws

Bottom: Mounting of the E-connectors

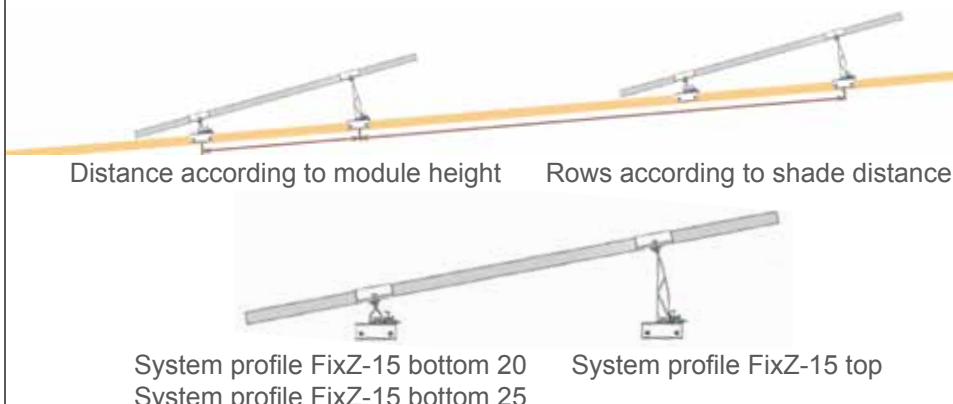


3 Mounting of the modules





Technical data

Material	System profiles: Aluminum
Structural analysis	Structural analysis according to the current specific national standards (in Germany DIN1055 and EC1). Structural analysis attachments on the dimensioning of the number of the required fastening points, based on structural calculations. For this purpose, we put our charts and dimensioning programs at your disposal. By all means, pay regard to the information on structural safety!
System structure	 <p>Distance according to module height Rows according to shade distance</p> <p>System profile FixZ-15 bottom 20 System profile FixZ-15 top System profile FixZ-15 bottom 25</p>
Calculation and ordering	Calculation and ordering with our auto - calculator software. (Choose the system "FixZ-15")

Conclusion

Schletter solar mounting systems have been designed as an economic and practical mounting solution and are suitable for module mounting in almost all conditions.

With our FixZ-15, you save both work time and working costs:

- The mounting of the system only takes a few work steps
- The optimized module angle results in higher yields
- A self-cleaning effect of the modules can be created even on very flat roofs
- A 10-year durability guarantee and a long durability of all system components are a reliable basis for an efficient solar plant

Our team will be glad to assist you if you have any individual inquiry!

Please find further information and our declaration of warranty on the internet at www.schletter.eu