



385W Bifacial Mono PERC Double Glass Module

JAM72D00 365-385/BP Series

Introduction

These double-glass modules assembled with bifacial PERCIUM cells have the capability of converting lights incident on their rear side into electricity on top of what is being generated by the front side, making them the best-performed and the most cost-effective modules in terms of solar energy generation as well as tolerance for harsh environment and extreme weather conditions.



3%~15% more energy generation



framed design, ease of transportation and installation



Superior low irradiance performance

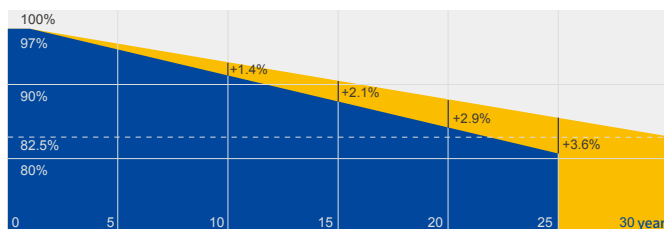


Excellent temperature dependent performance

Superior Warranty

- 12-year product warranty
- 30-year linear power output warranty

0.5% Annual Degradation Over 30 years



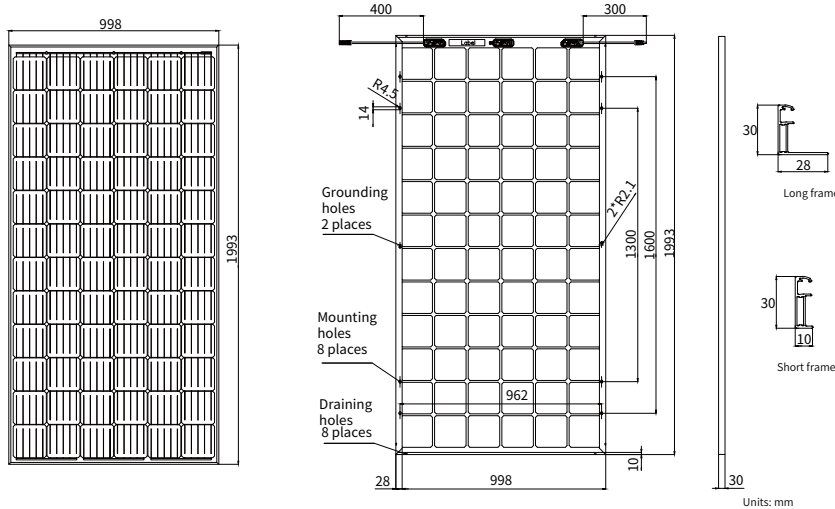
■ Additional Value From 30-Year Warranty ■ JA Standard

Comprehensive Certificates

- IEC 61215, IEC 61730, IEC TS 62804
- ISO 9001: 2015 Quality management systems
- ISO 14001: 2015 Environmental management systems
- OHSAS 18001: 2007 Occupational health and safety management systems
- IEC TS 62941: 2016 Terrestrial photovoltaic (PV) modules – Guidelines for increased confidence in PV module design qualification and type approval



MECHANICAL DIAGRAMS



Remark: customized frame color and cable length available upon request

SPECIFICATIONS

Cell	Mono
Weight	29.5kg±3%
Dimensions	1993mm×998mm×30mm
Cable Cross Section Size	4mm ²
No. of cells	72(6x12)
Junction Box	IP68, 3 diodes
Connector	QC 4.10-35
Packaging Configuration	34 Per Pallet

ELECTRICAL PARAMETERS AT STC

TYPE	JAM72D00-365/BP	JAM72D00-370/BP	JAM72D00-375/BP	JAM72D00-380/BP	JAM72D00-385/BP
Rated Maximum Power(Pmax) [W]	365	370	375	380	385
Open Circuit Voltage(Voc) [V]	48.15	48.44	48.68	48.97	49.26
Maximum Power Voltage(Vmp) [V]	40.25	40.53	40.75	40.99	41.18
Short Circuit Current(Isc) [A]	9.74	9.80	9.85	9.91	9.97
Maximum Power Current(Imp) [A]	9.07	9.13	9.21	9.28	9.35
Module Efficiency [%]	18.4	18.6	18.9	19.1	19.4
Power Tolerance	0~+5W				
Temperature Coefficient of Isc(α _{Isc})	+0.060%/°C				
Temperature Coefficient of Voc(β _{Voc})	-0.300%/°C				
Temperature Coefficient of Pmax(γ _{Pmp})	-0.380%/°C				
STC	Irradiance 1000W/m ² , cell temperature 25°C, AM1.5G				

Remark: Electrical data in this catalog do not refer to a single module and they are not part of the offer. They only serve for comparison among different module types. The efficiency of the bifacial PERC glass-glass modules at 200W/m² to that at 1000W/m² is 98%.

*Bifaciality = Pmax,rear/Pmax,front

ELECTRICAL CHARACTERISTICS WITH DIFFERENT REAR SIDE POWER GAIN(REFERENCE TO 370W FRONT)

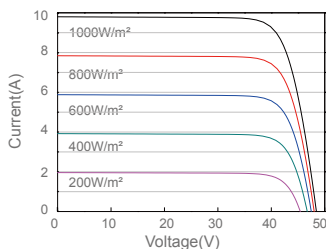
	5%	10%	15%	20%	25%
Backside Power Gain	5%	10%	15%	20%	25%
Rated Max Power(Pmax) [W]	389	407	426	444	463
Open Circuit Voltage(Voc) [V]	48.4	48.4	48.4	48.5	48.5
Max Power Voltage(Vmp) [V]	40.53	40.53	40.53	40.63	40.63
Short Circuit Current(Isc) [A]	10.29	10.78	11.27	11.76	12.25
Max Power Current(Imp) [A]	9.59	10.04	10.50	10.96	11.41

OPERATING CONDITIONS

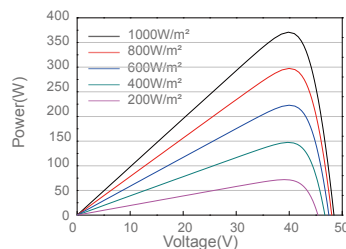
Maximum System Voltage	1500V DC(IEC)
Operating Temperature	-40°C~+85°C
Maximum Series Fuse	20A
Maximum Static Load, Front	5400Pa
Maximum Static Load, Back	2400Pa
NOCT	45±2°C
Bifaciality*	70%±5%

CHARACTERISTICS

Current-Voltage Curve JAM72D00-370/BP



Power-Voltage Curve JAM72D00-370/BP



Current-Voltage Curve JAM72D00-370/BP

